

KIM INTERNATIONAL LTD
SPECIALIST SUPPLIERS TO THE TRADE



2014 OUTDOOR TIMBER PRODUCTS

WELCOME TO OUR RANGE OF GARDEN PRODUCTS FOR 2014

"KDM's aim is to offer their customers exclusive and original products that meet the very highest standards of timber manufacturing. We are committed to provide our customers the ultimate in quality products, unrivalled service and value for money."



PANELS



GATES



GARDEN FURNITURE



DECORATIVE LATTICE



BORDER & DECK PANELS



ARBOURS & ARCHES



DECKING & ACCESSORIES

We strive to continually add value whilst providing the perfect decorative solution to space, privacy and security within your natural garden environment.

For the 2014 season KDM have made some important additions enhancing our reputation as the leading supplier of outdoor added value timber products. The focus of our product range is to add value, provide variety and options to suit all tastes and budgets.

In further developing our outdoor timber products range we have remained true to our core values of building successful and sustainable business partnerships from producer to end user. To reinforce our commitment to the environment we hold FSC® and PEFC Chain of Custody Certification.

We pride ourselves on our quality, range of product groups, stock holding, distribution facilities and offering a prompt delivery service throughout the UK and Ireland. In line with new industry and treatment standards, for in-ground contact products, all of KDM's Fencing Posts, Slotted Posts, Newels and some Arbour and Arch Posts are produced from Redwood only, cut 2/4ex log, kiln dried to 18-28% moisture content and pressure treated to Use Class 4.

All of KDM's imported products are manufactured from selected softwood, stainless steel fixings and treated with a high quality preservative. With the exception of our Willow and Hazel panels all our products are supplied pressure treated with a light green preservative to enhance the decorative style and protect the timber from insect infestation, fungal decay and rot. The light green colour will fade as the timber is exposed to weather conditions and further staining will be required to enhance the products appearance.

To maintain the company's policy of continuous product development we reserve the right to change and improve specifications. As with all natural timber products they will be subject to movement and deterioration as they season. This may become evident with shakes, splits and warping. Timber is a natural product and these are not considered to be a fault or defect.



The mark of responsible forestry



'The global benchmark for responsible forest management' The FSC® logo identifies products which contain wood from well managed forests certified in accordance with the rules of the Forest Stewardship Council®.

The PEFC logo identifies products which contain wood from well managed forests certified in accordance with the rules of the Programme for the Endorsement of Forest Certification Schemes.

Buying products identified with either schemes logo helps support the growth of responsible forest management worldwide.

CONTENTS

FENCE PANELS, POSTS & ACCESSORIES

See pages 6-23 for our full range



- Venetian Panel
- Omega Lattice Top
- Omega Wing
- Omega Lattice
- Arched Lattice Top
- Concave Lattice Top
- Arched Horizontal
- Horizontal Lattice Top
- 'V' Arched & 'V' Arched Window
- Square Horizontal
- Hazel & Willow Hurdles
- Double Sided Paling
- Featheredge
- Fence Posts & Gravel Boards
- Balls, Acorns and Post Caps




GATES

See pages 24-27 for our full range




- Arched Lattice Top
- Horizontal
- 'V' Arched
- Featheredge
- Tongue & Groove
- Border
- Picket



DECORATIVE LATTICE

See pages 28-31 for our full range



- Diamond Lattice
- Privacy Lattice
- Heavy Diamond Lattice
- Square Trellis




BORDER & DECK PANELS

See pages 32-34 for our full range



- Elite Cross Top
- Cross Top
- Elite Slatted
- Arched Top
- Colonial Spindle
- Chamfered Spindle



CONTENTS

DECK BOARDS & DECKING ACCESSORIES

See page 35 for our full range



- Newels
- Spindles
- Handrails & Fillet
- Anti-Slip Decking Boards
- Decking Boards



PICKET PANELS, GATES & COMPONENTS

See pages 36-38 for our full range




- Panels
- Gates
- Components



ARBOURS, ARCHES & PERGOLA COMPONENTS

See pages 39-42 for our full range



- Arbours
- Arches
- Pergola Components



GARDEN FURNITURE

See pages 43-47 for our full range



- Swing Seat
- Tables
- Benches
- Chairs
- 'A' Frame Tables
- Round Table & Bench Seats



LANDSCAPING & GARDENING PRODUCTS

See pages 48-51 for our full range



- Sleepers
- Landscaping Boards
- Log Roll
- Planters
- Log Store
- Double Dustbin Cover
- Fire Logs



FENCE PANELS, POSTS & ACCESSORIES



**2 WIDTH
OPTIONS**

VENETIAN

page 8



**4 HEIGHT
OPTIONS**

OMEGA LATTICE TOP

page 9-11



OMEGA WING

page 9



OMEGA LATTICE

page 11



ARCHED LATTICE TOP

page 12



CONCAVE LATTICE TOP

page 12



ARCHED HORIZONTAL

page 12



**3 HEIGHT
OPTIONS**

HORIZONTAL LATTICE TOP

page 13

All panel and gate measurements appear in metric and are shown in height x width (from the highest point). We recommend all panels are slightly raised off the ground and where appropriate drainage holes are made in the bottom of the framing. Other height options are available on request.

FENCE PANELS, POSTS & ACCESSORIES



'V' ARCHED

page 14-15



'V' ARCHED WINDOW

page 14



SQUARE HORIZONTAL

page 16-17



HAZEL & WILLOW HURDLES

page 18-19



DOUBLE SIDED PALING

page 20



FEATHEREDGE

page 21



PLANED & RIBBED PINE POSTS AND ACCESSORIES

page 22-23



SAWN PINE POSTS SQUARE & PYRAMID TOP

page 23

FENCE PANELS, POSTS & ACCESSORIES

VENETIAN PANEL

<i>Sizes</i>	<i>Order Code</i>
180cm x 180cm	VP180
180cm x 90cm	VP90



FENCE PANELS, POSTS & ACCESSORIES



OMEGA LATTICE TOP

Size	Order Code
180cm x 180cm	OLT180



PLANED & RIBBED PINE POSTS 4 way rounded top

Sizes – 2/4 ex log	Order Code
100mm x 100mm x 1.8m PAR to finish 90mm x 90mm	P100 - 1.8
100mm x 100mm x 2.4m PAR to finish 90mm x 90mm	P100 - 2.4
100mm x 100mm x 2.7m PAR to finish 90mm x 90mm	P100 - 2.7
75mm x 75mm x 2.4m PAR to finish 70mm x 70mm	P75 - 2.4



OMEGA WING

Size	Order Code
160cm x 90cm	OW160

Lattice = 12mm x 30mm, Planed and Rounded Edges, Inside Gap = 50mm



FENCE PANELS, POSTS & ACCESSORIES



OMEGA LATTICE TOP

Size

150cm x 180cm

Order Code

OLT150

Image includes planed gravel boards. See Page 23 for more details.



OMEGA LATTICE TOP

Size

120cm x 180cm

Order Code

OLT120

FENCE PANELS, POSTS & ACCESSORIES



OMEGA LATTICE TOP

<i>Size</i>	<i>Order Code</i>
90cm x 180cm	OLT90

Image includes planed gravel boards. See Page 23 for more details.



OMEGA LATTICE

<i>Size</i>	<i>Order Code</i>
180cm x 180cm	OL180

Lattice = 8mm x 40mm, Planed and Rounded Edges, Inside Gap = 70mm



FENCE PANELS, POSTS & ACCESSORIES



ARCHED LATTICE TOP

<i>Size</i>	<i>Order Code</i>
180cm x 180cm	ALT180

CONCAVE LATTICE TOP (inset)

157cm x 180cm	CLT180
---------------	--------



ARCHED HORIZONTAL

<i>Size</i>	<i>Order Code</i>
180cm x 180cm	AH180



FENCE PANELS, POSTS & ACCESSORIES



Lattice = 12mm x 30mm, Planed and Rounded Edges, Inside Gap = 50mm



FENCE PANELS, POSTS & ACCESSORIES



'V' ARCHED

<i>Size</i>	<i>Order Code</i>
180cm x 180cm	VA180

'V' ARCHED WINDOW (inset)

180cm x 180cm	VAW180
---------------	--------



'V' ARCHED

<i>Size</i>	<i>Order Code</i>
150cm x 180cm	VA150

FENCE PANELS, POSTS & ACCESSORIES



'V' ARCHED

Size

120cm x 180cm

Order Code

VA120



'V' ARCHED

Size

90cm x 180cm

Order Code

VA90

FENCE PANELS, POSTS & ACCESSORIES



SQUARE HORIZONTAL

<i>Size</i>	<i>Order Code</i>
180cm x 180cm	SH180



SQUARE HORIZONTAL

<i>Size</i>	<i>Order Code</i>
150cm x 180cm	SH150

FENCE PANELS, POSTS & ACCESSORIES



SQUARE HORIZONTAL

Size

120cm x 180cm

Order Code

SH120



SQUARE HORIZONTAL

Size

90cm x 180cm

Order Code

SH90

FENCE PANELS, POSTS & ACCESSORIES



HAZEL HURDLE

Size

180cm x 180cm

Order Code

HH180



HAZEL HURDLE

Sizes

150cm x 180cm

120cm x 180cm

90cm x 180cm

Order Code

HH150

HH120

HH90

FENCE PANELS, POSTS & ACCESSORIES



WILLOW HURDLE

<i>Sizes</i>	<i>Order Code</i>
180cm x 180cm	WH180
150cm x 180cm	Special Order only
120cm x 180cm	Special Order only



WILLOW HURDLE

<i>Size</i>	<i>Order Code</i>
90cm x 180cm	WH90

FENCE PANELS, POSTS & ACCESSORIES



DOUBLE SIDED PALING

Size

180cm x 183cm

Order Code

DSP180



DOUBLE SIDED PALING

Size

150cm x 183cm

Order Code

DSP150



DOUBLE SIDED PALING

Size

120cm x 183cm

Order Code

DSP120

Framing = 28mm x 65mm, Boards = 10mm x 100mm Fine Sawn, Capping Rail = 10mm x 50mm

FENCE PANELS, POSTS & ACCESSORIES



FEATHEREDGE

Size	Order Code
180cm x 183cm	FEP180G (Green) FEP180B (Brown)



FEATHEREDGE

Sizes	Order Code
165cm x 183cm	FEP165G (Green) FEP165B (Brown)
150cm x 183cm	FEP150G (Green) FEP150B (Brown)



FEATHEREDGE

Sizes	Order Code
120cm x 183cm	FEP120G (Green) FEP120B (Brown)
90cm x 183cm	FEP90G (Green) FEP90B (Brown)

Board = 2ex 22mm x 125mm, Fully Framed = 32mm x 47mm battens
 All our Featheredge panels are constructed with 1/2 lapped framing joints.



FENCE PANELS, POSTS & ACCESSORIES

At KDM, we are very conscious of our economic and environmental responsibilities and believe the Use Class 4 treatment on all our planed and sawn posts will save the customer financially and have a reduced impact on the environment. All our fencing posts are produced from pine only, dried to 28% moisture content or below prior to treatment, treated under pressure with the correct preservative solutions and labelled for traceability. All of which ensures a longer life expectancy.



10 YEAR WARRANTY

PLANED & RIBBED PINE POSTS 4 way rounded top

Size – 2/4 ex log	Order Code
100mm x 100mm x 1.8m PAR to finish 90mm x 90mm	P100 - 1.8
100mm x 100mm x 2.4m PAR to finish 90mm x 90mm	P100 - 2.4
100mm x 100mm x 2.7m PAR to finish 90mm x 90mm	P100 - 2.7
75mm x 75mm x 2.4m PAR to finish 70mm x 70mm	P75 - 2.4



10 YEAR WARRANTY

PLANED PINE BORDER & PICKET POST 2 way rounded top

Size – 2/4 ex log	Order Code
100mm x 100mm x 1.35m PAR to finish 90mm x 90mm	P100 - 1.35



10 YEAR WARRANTY

PLANED & RIBBED PINE H POST Square both ends

Size – 2/4 ex log	Order Code
100mm x 100mm x 2.4m PAR to finish 90mm x 90mm	H100 - 2.4m



All Planed & Ribbed posts treated to Use Class 4 are individually marked and carry a 10 year warranty.

We recommend all posts are annually retreated at ground level to maintain the product and protect the timber against fungal and insect attack.



REPAIR KIT FRAMING

Profile	Order Code
Single groove for V Arched and HDL products	RK-SGF
Double groove for all Horizontal Slat Panels	RK-DGF



REPAIR KIT SLATS

Size	Order Code
9mm x 95mm x 1.8m Ribbed	RK-Slats



PANEL EXTENSION KIT

Size	Order Code
14mm x 44mm x 1.8m Planed Smooth	PEK



PINE PLANED GRAVEL BOARDS

Size	Order Code
50mm x 150mm x 1.8m Planed all round 45mm x 145mm	GB18

FENCE PANELS, POSTS & ACCESSORIES



SAWN PINE POSTS Treated to Use Class 4

Sizes	Order Code
2/4ex 75mm x 75mm x 1.8m	SP7518
2/4ex 75mm x 75mm x 2.1m	SP7521
2/4ex 75mm x 75mm x 2.4m	SP7524
2/4ex 100mm x 100mm x 1.8m	SP10018
2/4ex 100mm x 100mm x 2.1m	SP10021
2/4ex 100mm x 100mm x 2.4m	SP10024
2/4ex 100mm x 100mm x 3.0m	SP10030

PYRAMID TOP PINE POSTS Treated to Use Class 4

Sizes	Order Code
150mm x 150mm x 1.8m	PT15018
150mm x 150mm x 2.1m	PT15021
150mm x 150mm x 2.4m	PT15024
175mm x 175mm x 2.1m	PT17521
175mm x 175mm x 2.4m	PT17524
200mm x 200mm x 2.4m	PT20024

Dried to 28% moisture content or below, prior to treatment. Vacuum green pressure treated to Use Class 4 in compliance to BS8417. All sawn posts are individually marked and carry a 15 year warranty.



BALL

Sizes	Order Code
75mm*	B75
100mm**	B100

* to fit 75mm x 75mm post

** to fit 100mm x 100mm post

ACORN

Sizes	Order Code
75mm*	A75
100mm**	A100

POST CAP

Sizes	Order Code
90mm x 90mm	PC1
90mm x 120mm	PC2
120mm x 120mm	PC3


Please contact your distributor for post warranty information.

GATES

ARCHED LATTICE TOP

Size 180cm x 90cm Order Code ALTG180

INBUILT HANDLE SUPPORT



We recommend substantial hinges are used when hanging the Square Horizontal Gate.

Hinge supplied by Birkdale Gate & Fencing Accessories.



SQUARE HORIZONTAL

Size 180cm x 90cm Order Code SHG180

ARCHED HORIZONTAL

Size 180cm x 90cm Order Code AHG180

'V' ARCHED

Size 180cm x 90cm Order Code VAG180

GATES



ELITE FEATHEREDGE BROWN

Size Order Code

175cm x 90cm FEG180PB

Planed framing, fully framed, ledged and braced. Includes capping.

FEATHEREDGE BROWN

Size Order Code

175cm x 90cm FEG180SB

Sawn framing, fully framed, ledged and braced.



ELITE FEATHEREDGE GREEN

Size Order Code

175cm x 90cm FEG180PG

Planed framing, fully framed, ledged and braced. Includes capping.

FEATHEREDGE GREEN

Size Order Code

175cm x 90cm FEG180SG

Sawn framing, fully framed, ledged and braced.



GATES




ELITE TONGUE & GROOVE

Size Order Code

175cm x 90cm ETG180

Planed framing, fully framed, ledged and braced. Includes capping.



TONGUE & GROOVE

Size Order Code

180cm x 90cm TG180



ELITE CROSS TOP*

Size Order Code

90cm x 90cm ECTG90



CROSS TOP*

Size Order Code

90cm x 90cm CTG90

GATES



ROUND TOP PICKET*

<i>Size</i>	<i>Order Code</i>
120cm x 90cm	RTPG120
90cm x 90cm	RTPG90



ELITE ROUND TOP PICKET*

<i>Size</i>	<i>Order Code</i>
90cm x 90cm	ERTPG90



REGENCY

<i>Size</i>	<i>Order Code</i>
90cm x 90cm	RG90



PLANED PINE BORDER & PICKET POST* 2 way rounded top

<i>Size – 2/4 ex log</i>	<i>Order Code</i>
100mm x 100mm x 1.35m PAR to finish 90mm x 90mm	P100 - 1.35

* denotes FSC




DECORATIVE LATTICE


DIAMOND LATTICE

Profile	Size	Code
Convex	30cm x 183cm	DT1
Concave	27cm x 183cm	DT2
Omega	30cm x 183cm	DT21
Convex	45cm x 183cm	DT3
Convex	60cm x 183cm	DT5
Rectangle	30cm x 183cm	DT7
Rectangle	45cm x 183cm	DT8
Rectangle	60cm x 183cm	DT9
Rectangle	90cm x 183cm	DT10
Rectangle	120cm x 183cm	DT11
Rectangle	150cm x 183cm	DT12
Rectangle	180cm x 183cm	DT13
Convex	160cm x 183cm	DT14
Concave	157cm x 183cm	DT15
Corner	45cm x 45cm	DT20


Measurements are shoulder heights x width.
 +/- 11cm for Arch/Concave measurements
 +/- 20cm for DT14 & DT15




DT1





DT2



DT21



DT3




DT5


Planed all round with rounded corners
 Framing = 30mm x 30mm
 Framing = 45mm x 45mm (DT13 / DT14 / DT15)
 Lattice Width = 20mm
 Lattice Thickness = 8mm
 Lattice Gaps from Inside Edges = 40mm




DT20




DT7




DT8



DT9




DT10



DT11



DT14 Convex
 DT15 Concave



DT12


DECORATIVE LATTICE

PRIVACY LATTICE


Profile	Size	Code
Rectangle	30cm x 183cm	PL7
Rectangle	45cm x 183cm	PL8
Rectangle	60cm x 183cm	PL9
Rectangle	90cm x 183cm	PL10
Rectangle	120cm x 183cm	PL11
Rectangle	150cm x 183cm	PL12
Rectangle	180cm x 183cm	PL13



PL7




PL8




PL9




PL10




Planed all round with rounded corners
 Framing = 35mm x 30mm
 Framing = 45mm x 45mm (PL13)
 Lattice Width = 20mm
 Lattice Thickness = 8mm
 Lattice Gaps from Inside Edges = 20mm



PL11



PL12



PL13

DECORATIVE LATTICE



HDL1



HDL3



HDL5




HDL7

HEAVY DIAMOND LATTICE

Profile	Size	Code
Convex	30cm x 180cm	HDL1
Convex	45cm x 180cm	HDL3
Convex	60cm x 180cm	HDL5
Rectangle	30cm x 180cm	HDL7
Rectangle	45cm x 180cm	HDL8
Rectangle	60cm x 180cm	HDL9
Rectangle	90cm x 180cm	HDL10
Rectangle	120cm x 180cm	HDL11
Rectangle	150cm x 180cm	HDL12
Square	180cm x 180cm	HDL13

Measurements are shoulder heights x width.
+ 20cm for top of Arch measurements




Planed all round with rounded corners
Framing = 45mm x 45mm
Lattice Width = 40mm
Lattice Thickness = 8mm
Lattice Gaps from Inside Edges = 70mm




HDL8




HDL9




HDL10



HDL11



HDL12




HDL13

DECORATIVE LATTICE

SQUARE TRELLIS


Profile	Size	Code
Rectangle	30cm x 180cm	ST7
Rectangle	45cm x 180cm	ST8
Rectangle	60cm x 180cm	ST9
Rectangle	90cm x 180cm	ST10
Rectangle	120cm x 180cm	ST11



ST8




Planed all round with rounded corners
Trellis Width = 30mm
Trellis Thickness = 10mm
Trellis Gap from inside edges = 50mm




ST10



ST7



ST9



ST11

BORDER & DECK PANELS



ELITE CROSS TOP

<i>Size</i>	<i>Order Code</i>
90cm x 180cm	ECT90

GATE TO MATCH
SEE PAGE 26



CROSS TOP

<i>Size</i>	<i>Order Code</i>
90cm x 180cm	CT90

GATE TO MATCH
SEE PAGE 26

BORDER & DECK PANELS



ELITE SLATTED

<i>Size</i>	<i>Order Code</i>
90cm x 180cm	ES90



ARCHED TOP

<i>Size</i>	<i>Order Code</i>
95cm x 180cm	AT90

BORDER & DECK PANELS



COLONIAL SPINDLE
Size 98cm x 240cm *Order Code* CS-Panel



STOP CHAMFERED SPINDLE
Size 98cm x 240cm *Order Code* CHS-Panel

DECK BOARDS & DECKING ACCESSORIES



NEWELS

Size	Order Code
Pyramid Top Newel 83mm x 83mm x 1800mm	PN18
Pyramid Top Newel 83mm x 83mm x 1200mm	PN12
Colonial Newel 83mm x 83mm x 1250mm	CN12



SPINDLES

Size	Order Code
Stop Chamfered Spindle 41mm x 41mm x 895mm	CHS1
Colonial Spindle 41mm x 41mm x 895mm	CS1



PREMIER HANDRAIL & FILLET

Size	Order Code
42mm x 65mm x 3.6m	PHR2
8mm x 40mm x 3.6m	PF2



HAND RAIL

Size	Order Code
30mm x 66mm x 2.4m	HR1



REDWOOD ANTI-SLIP DECK BOARDS

Size	Order Code
32mm x 125mm x 3.6m	ASDK32125

Planned to finish 28mm x 120mm.



REDWOOD DECK BOARDS

Size	Order Code
32mm x 125mm	DK32125

*Planned to finish 28 x 120mm.
Lengths 3m to 5.4m.*



REDWOOD DECK BOARDS

Size	Order Code
38mm x 150mm	DK38150

*Planned to finish 34 x 145mm.
Lengths 3m to 5.4m.*

PICKET PANELS, GATES & COMPONENTS



ELITE ROUND TOP PICKET PANEL & GATE

Size

Panel 90cm x 183cm

Gate 90cm x 90cm

Order Code

ERTP90

ERTPG90

Smooth Planed with Rounded Edges, Boards = 25mm x 75mm, Gaps = 45mm



ROUND TOP PICKET PANEL & GATE

Size

Panel 120cm x 183cm

Gate 120cm x 90cm

Order Code

RTP120

RTPG120

Smooth Planed Boards & Rails, Boards = 19mm x 70mm, Gaps = 70mm

PICKET PANELS, GATES & COMPONENTS



ROUND TOP PICKET PANEL AND GATE

<i>Size</i>	<i>Order Code</i>
Panel 90cm x 183cm	RTP90
Gate 90cm x 90cm	RTPG90

Smooth Planed Boards & Rails, Boards = 19mm x 70mm, Gaps = 70mm



ROUND TOP PICKET GATE

<i>Size</i>	<i>Order Code</i>
120cm x 90cm	RTPG120



ROUND TOP PICKET GATE

<i>Size</i>	<i>Order Code</i>
90cm x 90cm	RTPG90

PICKET PANELS, GATES & COMPONENTS



PLANED PINE BORDER & PICKET POST 2 way rounded top

<i>Size - 2/4ex log</i>	<i>Order Code</i>
100mm x 100mm x 1.35m	P100-1.35
PAR to finish 90mm x 90mm	



PLANED BACK RAIL

<i>Size</i>	<i>Order Code</i>
30mm x 70mm x 1.830m	AR1830



PLANED, ROUND TOP PICKET BOARDS

<i>Sizes</i>	<i>Order Code</i>
19mm x 70mm x 0.9m	PB900RND
19mm x 70mm x 1.2m	PB1200RND




PLANED, POINTED TOP PICKET BOARDS

<i>Sizes</i>	<i>Order Code</i>
19mm x 70mm x 0.9m	PB900PTD
19mm x 70mm x 1.2m	PB1200PTD

Other sizes and specifications are available on request.

ARBOURS, ARCHES & PERGOLA COMPONENTS



NEW

APEX ARBOUR

<i>Size</i>	<i>Order Code</i>
D60cm x W150cm x H250cm	AA1



NEW

CORNER ARBOUR

<i>Size</i>	<i>Order Code</i>
D75cm x W150cm x H250cm	CA1

ALL ARBOUR POSTS ARE PRESSURE TREATED TO USE CLASS 4

Height measurements are prior to in-ground placement



ARBOURS, ARCHES & PERGOLA COMPONENTS



OMEGA TOP ARCH

Size *Order Code*

D60cm x W125cm* x H260cm OTA1

**width not fixed*



OMEGA TOP ARCH WITH SEAT

Size *Order Code*

D60cm x W125cm x H260cm OTAS1



ELITE OMEGA TOP ARCH

Size *Order Code*

D75cm x W130cm x H260cm EOTA2



ROSE ARCH

Size *Order Code*

D40cm x W100cm x H280cm RA1


Height measurements are prior to in-ground placement.

ARBOURS, ARCHES & PERGOLA COMPONENTS



RUSTIC ARCH

<i>Size</i>	<i>Order Code</i>
D60cm x W150cm x H280cm	RA2

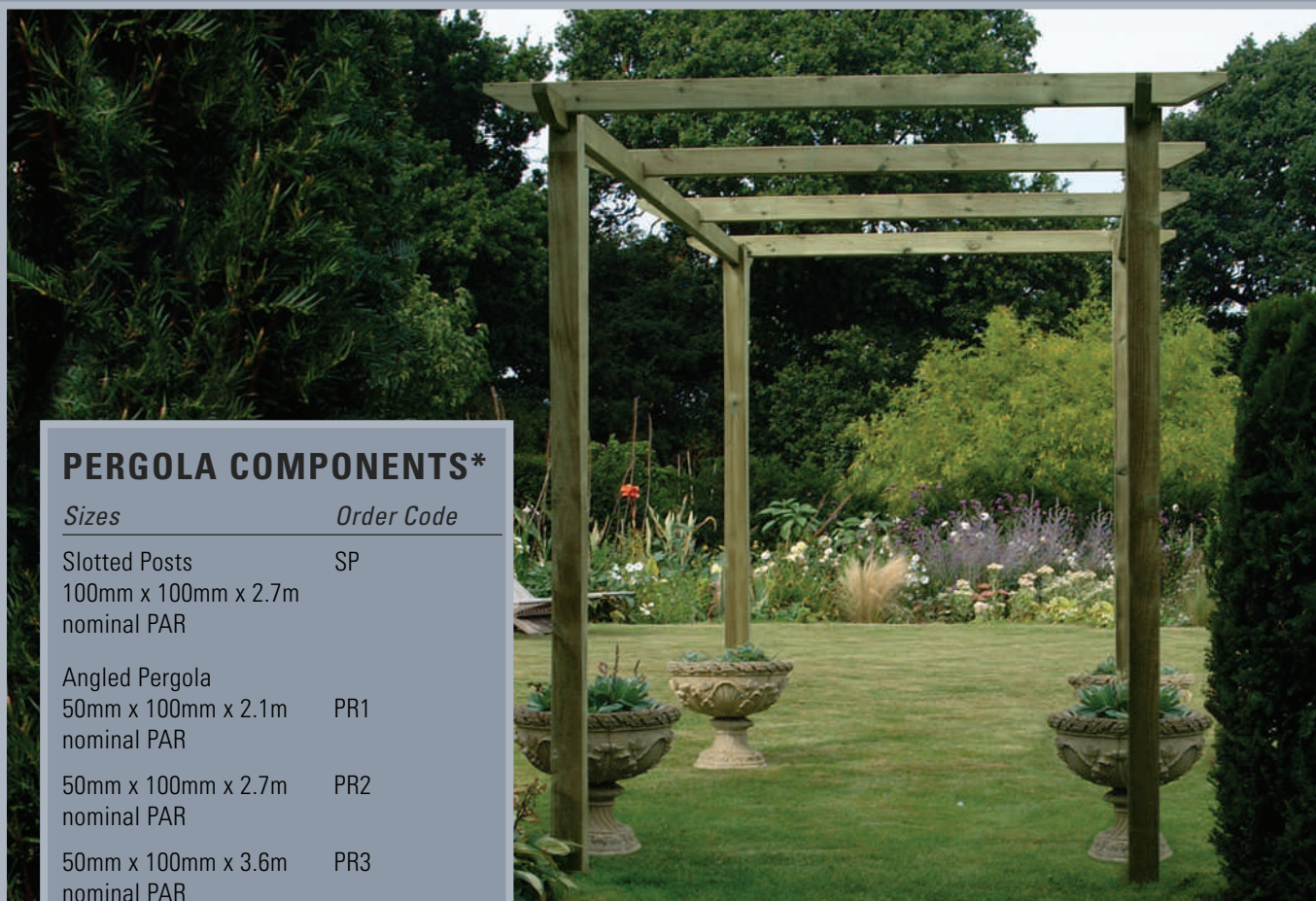


MACHINE ROUND ARCH

<i>Size</i>	<i>Order Code</i>
D60cm x W125cm* x H250cm	RA3

*width not fixed

Height measurements are prior to in-ground placement.



PERGOLA COMPONENTS*

<i>Sizes</i>	<i>Order Code</i>
Slotted Posts 100mm x 100mm x 2.7m nominal PAR	SP
Angled Pergola 50mm x 100mm x 2.1m nominal PAR	PR1
50mm x 100mm x 2.7m nominal PAR	PR2
50mm x 100mm x 3.6m nominal PAR	PR3

ALL ARCH & PERGOLA POSTS ARE
PRESSURE TREATED TO USE CLASS 4

* denotes FSC



ARBOURS, ARCHES & PERGOLA COMPONENTS



PERGOLA COMPONENTS

<i>Sizes</i>	<i>Order Code</i>
Laminated Pergola Arch 50mm x 100mm x 1.2m nominal PAR	PA1
Angled Pergola Rail 50mm x 100mm x 3.6m nominal PAR	PR3
Slotted Posts 100mm x 100mm x 2.7m nominal PAR	SP



PERGOLA COMPONENTS

<i>Sizes</i>	<i>Order Code</i>
Laminated Pergola Arch 50mm x 100mm x 1.8m nominal PAR	PA2
Angled Pergola Rail 50mm x 100mm x 3.6m nominal PAR	PR3
Slotted Posts 100mm x 100mm x 2.7m nominal PAR	SP

GARDEN FURNITURE

NEW



SWING SEAT

Size	Order Code
D170cm x W210cm x H190cm Seat W140cm	SWS1



GARDEN TABLE		IMPROVED FOR 2014	BENCH		CARVER	
Size	Order Code		Size	Order Code	Size	Order Code
W76cm x H86cm x L150cm	GT150		150cm	B150	70cm	C70



GARDEN FURNITURE



BENCH*

<i>Size</i>	<i>Order Code</i>
150cm	B150
120cm	B120



BENCH*

<i>Size</i>	<i>Order Code</i>
180cm	B180



OAK BENCH

<i>Size</i>	<i>Order Code</i>
150cm	OB150

GARDEN FURNITURE



COUNTRY STYLE TABLE		BENCH		CHAIR	
<i>Size</i>	<i>Order Code</i>	<i>Size</i>	<i>Order Code</i>	<i>Size</i>	<i>Order Code</i>
W90cm x H70cm x L180cm	CST180	170cm	CSB170	50cm	CSC50



CONVERSATION TABLE

<i>Size</i>	<i>Order Code</i>
50cm x 50cm	CT50



TOP & BOTTOM SHELF FOR CARVER

<i>Order Code</i>
TBS



GARDEN FURNITURE



STANDARD 'A' FRAME TABLE

<i>Size</i>	<i>Order Code</i>
Table top = 70cm x 150cm	SPB150
Overall size = 150cm x 150cm	
Table and seat bench boards = 30mm x 85mm	



STANDARD 'A' FRAME TABLE

<i>Size</i>	<i>Order Code</i>
Table top = 72cm x 180cm	SPB180
Overall size = 160cm x 180cm	
Table and seat bench boards = 40mm x 115mm	



'A' FRAME TABLE

<i>Size</i>	<i>Order Code</i>
Table top = 72cm x 180cm	PB180
Overall size = 150cm x 180cm	
Table and seat bench boards = 38mm x 140mm	

'A' FRAME TABLE

<i>Size</i>	<i>Order Code</i>
Table top = 72cm x 140cm	PB140
Overall size = 150cm x 140cm	
Table and seat bench boards = 38mm x 140mm	

GARDEN FURNITURE



ELITE ROUND TABLE & BENCH SEAT

<i>Size</i>	<i>Order Code</i>
Table Top Diameter = 130cm	ERBS
Overall Diameter = 210cm	
Table & Seat Bench Boards = 38mm x 140mm	



ROUND TABLE & BENCH SEAT

<i>Size</i>	<i>Order Code</i>
Table Top Diameter = 116cm	RBS
Overall Diameter = 194cm	
Table & Seat Bench Boards = 38mm x 140mm	



LANDSCAPING & GARDENING PRODUCTS



OAK SLEEPERS

<i>Size</i>	<i>Order Code</i>
100mm x 200mm x 2.4m	OS10020024



PINE PLANED LANDSCAPING BOARDS*

<i>Size</i>	<i>Order Code</i>
50mm x 150mm x 1.8m	GB18
Planed all round 45mm x 145mm	



SOFTWOOD SLEEPERS

<i>Size</i>	<i>Order Code</i>
100mm x 200mm x 2.4m	S10020024
125mm x 250mm x 2.4m	S12525024



LOG ROLL

<i>Size</i>	<i>Order Code</i>
Dia 70mm half round	LR150, LR225
Heights 150mm 225mm 300mm 375mm	LR300, LR375
Length 1.8m	

LANDSCAPING & GARDENING PRODUCTS



PLANTER & TRELLIS

<i>Size</i>	<i>Order Code</i>
153cm x 50cm x 100cm	PT



SQUARE PLANTER

<i>Sets of 2</i>	<i>Order Code</i>
Medium 50cm x 50cm	SQP
Large 65cm x 65cm	



HEXAGONAL PLANTER

<i>Sets of 2</i>	<i>Order Code</i>
Medium 34cm x 54cm x 54cm	HP
Large 39cm x 65cm x 65cm	



ELITE PLANTER

<i>Size</i>	<i>Order Code</i>
50cm x 50cm x 100cm	EP



RECTANGULAR PLANTER

<i>Sets of 2</i>	<i>Order Code</i>
Medium 29cm x 40cm x 70cm	RP
Large 34cm x 52cm x 82cm	



NEW

LOG STORE

Size

Order Code

W200cm x D90cm x H150/140cm LS1



DOUBLE DUSTBIN COVERS

Size

Order Code

W145cm x D86cm x H125/110cm DDC

LANDSCAPING & GARDENING PRODUCTS



KILN DRIED HARDWOOD FIRE LOGS

<i>Size</i>	<i>Order Code</i>
72 netted bags per pallet	FWNETS

Mixed hardwood, kiln dried to 16-22% moisture content. Split and netted.

DELIVERY, STOCK HOLDING AND ORDER OPTIONS

We aim to offer our customers complete flexibility and ease of ordering when placing their business with KDM. We are able to achieve this through our extensive stock holding commitments, pack quantity options, product range and distribution facilities.

All products in our brochure are available for order on a pick-a-pack basis either ex-works or through our extensive delivery service throughout the UK. All of which allow our customers to order a complete mix of products on one delivery and minimise their stock holding. Additionally we are able to offer direct loads and special orders from our producers.





Building **A-Rated** Energy Efficient Homes for the Future...

KDM is proud to introduce the Svenskhomes range of energy efficient homes. Designed to the highest specification, the Svenskhomes range offers something for every family and lifestyle.

For further information please visit
www.svenskhomes.co.uk

**Svenskhomes**
SWEDISH ENERGY EFFICIENT HOMES

Design: Paul Butler and Esther Feltham
Photography: David Body
Print: Swallowtailprint

KDM

Timber & Forest Products
SPECIALIST SUPPLIERS TO THE TRADE
www.kdm.co.uk

DEALER'S STAMP

All products must be ordered through a KDM designated dealer